



UPDATE

May 15, 2013

REMINDER: FALL INCENTIVE DAYS

August: 2 days

September: 2 days

October: 1 day

November: 1 day

Previous Events

*Taste
of
Spring*



*Vincent Massey
Community School
Spirit Week*



*Ag in
the City*



QUOTA EXCHANGE

The market-clearing price established for the May 2013 Quota Exchange was **\$32,500.00**.

The next Quota Exchange will be held on **June 15, 2013**. All offers to sell and bids to purchase quota through the Quota Exchange must be received at the SaskMilk office by midnight, **June 6, 2013**. SaskMilk recommends that offers and bids be submitted well in advance of the deadline date to ensure adequate time for corrections, if necessary.

When making bids on the Quota Exchange, the price on offers to sell quota is the minimum price that the producer is prepared to accept for that quota. Only if the market-clearing price is equal to or greater than the producer's minimum price will that producer qualify for participation in the Exchange. Conversely, the price on offers to purchase quota is the maximum price that the producer is prepared to pay for that quota. Only if the market-clearing price is equal to or less than the producer's maximum price will that producer qualify for participation in the Exchange. The clearing price is set at the price where the smallest difference exists between the accumulated volume offered for sale and the accumulated volume bid to purchase.

The results of the Quota Exchange are outlined in the following Table.

MAY 2013 QUOTA EXCHANGE RESULTS SUMMARY

Market Clearing Price per kilogram of butterfat	\$ 32,500.00
Daily Kilograms offered to Purchase	39.04
Kilograms offered to Sell	6.37
Kilograms sold	3.04
Number of Producers	
- offered to purchase	5
- purchased quota	3
- offered to sell	2
- sold quota	2

MAY 2013 QUOTA EXCHANGE CLEARING PRICE RESULTS

Price (\$/daily kg b.f.)	No. of Sellers	Cumulative Sellers	Daily Kgs b.f. offered for sale	Cumulative sales	Cumulative Sales less Cumulative purchases	Cumulative purchases	Daily Kgs b.f. offered to purchase	Cumulative Buyers	No. of buyers
\$31,000.00	0	0	0.00	0.00	-39.04	39.04	21.00	5	1
\$31,490.00	1	1	3.00	3.00	-15.04	18.04	0.00	4	0
\$31,525.00	0	1	0.00	3.00	-15.04	18.04	15.00	4	1
\$32,000.00	1	2	3.37	6.37	3.33	3.04	0.00	3	0
\$32,500.00	0	2	0.00	6.37	3.33	3.04	3.02	3	2
\$33,000.00	0	2	0.00	6.37	6.35	0.02	0.02	1	1

*** Please contact Bev Solie at 306-949-6999 for inquiries dealing with quota management sheets, the Quota Exchange, for transfer credits, or with any other quota transactions.**

TRANSFER CREDIT SUMMARY REPORT

MONTH	# OF PRODUCERS TRANSFER IN	# OF PRODUCERS TRANSFER OUT	TOTAL KGS BUTTERFAT
April	30	18	27,232
May	13	12	12,700
June	11	12	9,467
July	7	7	6,610
August	8	9	7,748
September	17	15	16,499
October	22	16	17,681
November	25	22	21,887
December	27	23	29,882
January, 2013	14	17	13,158
February	16	15	10,369
March	19	18	14,543
April	14	15	8,912

PRIVATE TRANSFERS PROCESSED

MONTH	DAILY KILOGRAMS
May	68.02
Jun	166.60
Jul	106.06
Aug	211.70
Sept	54.93
Oct	30.20
Nov	0.00
Dec	25.24
Jan-2013	41.98
Feb	0.00
Mar	81.66
Apr	59.62

OVER QUOTA (OVER 5 DAYS) REPORT BY MONTH

MONTH	# OF PRODUCERS	KGS BUTTERFAT
April	27	9,368
May	22	3,358
June	9	1,120
July	5	441
August	4	403
September	7	367
October	8	1,035
November	13	2,403
December	15	2,847
January, 2013	19	4,848
February	17	3,436
March	21	4,621
April	11	1,303

SUMMARY REPORT OF CREDITS April, 2013 – 166 PRODUCERS

DAYS	# OF PRODUCERS	POSITIVE CREDITS ACCUMULATED (KGS OF BUTTERFAT)
+ 5	11	5,600
0 to + 5	53	17,552
TOTAL	64	23,152
DAYS	# OF PRODUCERS	NEGATIVE CREDITS ACCUMULATED (KGS OF BUTTERFAT)
-15	13	-21,232
-10 to -15	10	-15,692
-5 to -10	22	-25,351
0 to -5	57	-25,628
TOTAL	102	-87,903

LOST OPPORTUNITY REPORT

MONTH	# OF PRODUCERS	LOST OPPORTUNITY (KGS OF BUTTERFAT)
April	13	9,776
May	10	5,501
June	11	6,523
July	16	9,952
August	22	13,704
September	24	15,137
October	20	12,061
November	13	7,449
December	13	6,389
January, 2013	10	4,550
February	11	4,520
March	10	3,572
April	13	3,960

WEIGHTED AVERAGE COMPONENT TESTS & PRICES April, 2013

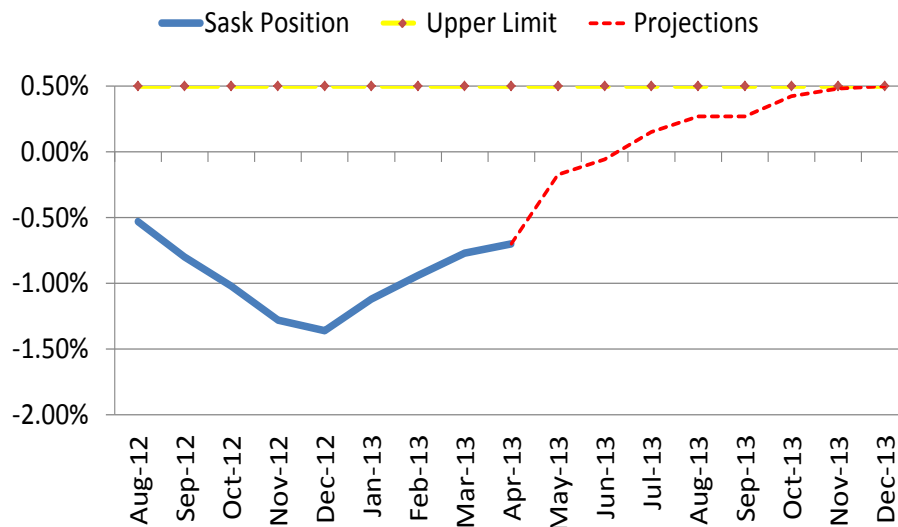
Components	Average Test	Price per kilogram Class 1 to 5
Butterfat	3.9235	11.606983
Protein	3.3559	8.606970
Other Solids	5.7247	1.261378

Based on the average component tests for the province, the average price received was **\$81.645** per hectolitre. **The average butterfat price received per kilogram was \$20.77.**

SASKATCHEWAN MILK POOL RESULTS April 2013

Milk Sale Revenue	\$ 14,435,860.05
Western Milk Pool	\$ 1,134,898.48
Plant of Last Resort Service	\$ (56,786.83)
Total Pool Value	\$ 15,513,971.70

SK Milk Production



In April, Saskatchewan had a monthly CDC allocation of **740,033 kilograms** of butterfat. In the month of April, Saskatchewan production was **6,806** of butterfat **over** and cumulatively **under** by **-62,444 kilograms** of butterfat. On a percentage basis, Saskatchewan is **-0.70%** within our CDC allocation flexibility limits based on the Continuous Quota model. The -1.50% lower flexibility limit is in effect.

	(1) Monthly Total Production Kgs bf	(2) Total Monthly CDC Quota Allocation Kgs bf	(3) Monthly Over or (Under) Production Kgs bf col. 1 – 2 = 3	(4) Lower Flexibility Limit (1.5%) Kgs bf col. 9 * -1.5%	(5) Upper Flexibility Limit 1.0% Kgs bf col. 9 *1.0%	(6) Cumulative Over or (Under) Production with limits Kgs bf	(7) Cumulative Over or (Under) Production with limits in - % col. 6 / 9	(8) Over Quota or (Lost Production Opportunity) Kgs bf	(9) Rolling 12 Month Total Quota Kgs bf
Apr-12	744,524	735,251	9,273	(135,553)	45,184	(61,708)	-0.68%	0	9,036,834
May-12	765,359	754,299	11,060	(135,605)	45,202	(50,772)	-0.56%	0	9,040,303
June-12	737,921	723,028	14,893	(135,565)	45,188	(35,917)	-0.40%	0	9,037,685
July-12	723,166	721,246	1,920	(135,331)	45,110	(33,997)	-0.38%	0	9,022,051
Aug-12	721,786	735,300	(13,514)	(135,181)	45,060	(47,511)	-0.53%	0	9,012,093
Sept-12	710,635	733,804	(23,169)	(135,045)	45,015	(72,158)	-0.80%	0	9,002,999
Oct-12	756,961	776,372	(19,411)	(135,079)	45,026	(91,611)	-1.02%	0	9,005,253
Nov-12	739,624	763,489	(23,866)	(135,022)	45,007	(115,477)	-1.28%	0	9,001,456
Dec-12	775,085	787,512	(12,427)	(134,977)	44,992	(126,691)	-1.41%	0	8,998,476
Jan-13	788,550	767,300	21,251	(134,846)	44,949	(100,685)	-1.12%	0	8,989,708
Feb-13	712,149	695,378	16,771	(134,400)	44,800	(84,357)	-0.94%	0	8,960,033
Mar-13	782,825	767,146	15,680	(134,368)	44,789	(69,000)	-0.77%	0	8,957,872
Apr-13	746,839	740,033	6,806	(134,442)	44,814	(62,444)	-0.70%	0	8,962,781

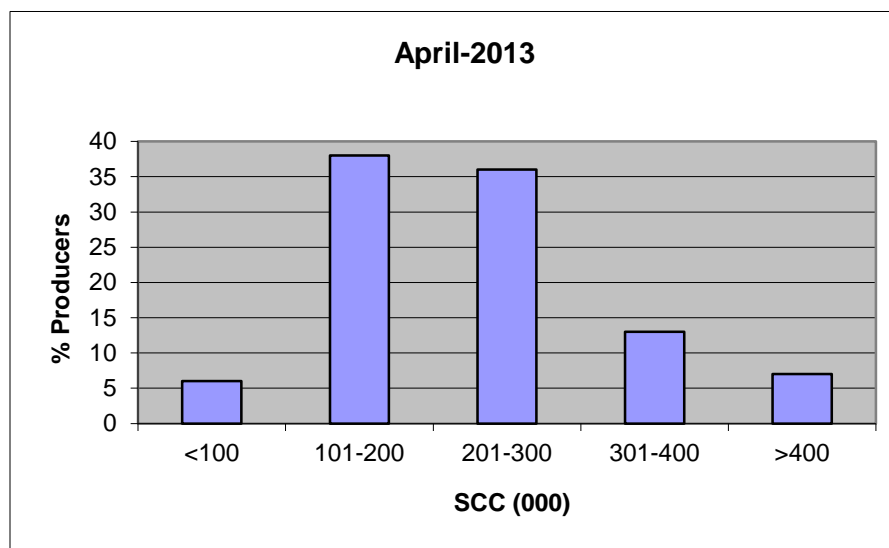
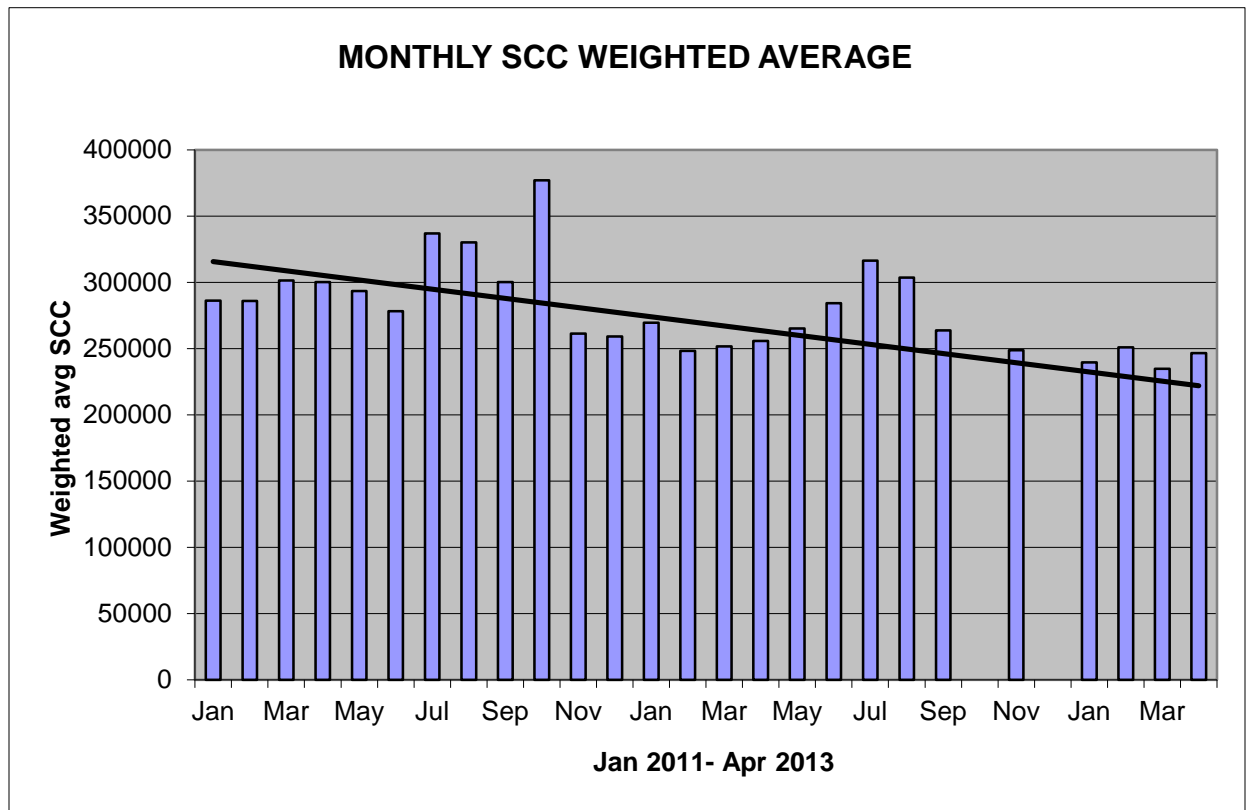
- (1) Monthly Production in Saskatchewan
- (2) Total Monthly Quota = Class 1 sales + Monthly MSQ + Carry Forward
- (3) Difference between the monthly production (1) and the total monthly quota (2)
- (4) The Lower Flexibility Limit is -1.5% of Rolling 12 Month Total Quota (9)
- (5) The Upper Flexibility Limit is 1.0% of Rolling 12 Month Total Quota (9)
- (6) Previous Month Cumulative Over or (Under) Production + Current Monthly Over or (Under) Production (capped at lower or upper limit if applicable)
- (7) Equal to Column (6) expressed as a percentage basis within the flexibility limits
- (8) Over Quota or (Lost production opportunity) outside of flexibility limits
- (9) Total Monthly CDC Quota Allocation for the previous 12 months

SCC LIMIT NOW 400,000

Effective January 1, 2013, the SCC limit has changed to 400,000. Penalties and violations will be applied based on the new limit.

The following graphs provide producers with an overview of the Provincial Somatic Cell Count weighted average on a monthly basis as well as a breakdown of the % of producers in each SCC level for the month of April 2013.

If you have any questions or comments you can contact: Deb Hauptstein at 306-721-9486.



What is SNF:Bfat Ratio?

SNF = Solids Not Fat

Solids= protein plus other solids (OS) OS= lactose plus minerals

SNF:Bfat Ratio measures the kilograms of SNF produced to every kilogram of Bfat produced.

In 2006 the CMSMC set SNF to Bfat Ratios for all provinces to reduce structural surplus in Canada. Surplus skim milk powder is the “structural surplus” that occurs when farmers meet their quotas for dairy fat production and brings excess protein and other solids along with it.

Saskatchewan’s base SNF:BF ratio was set at 2.4416 effective August 2006.

You can find the SNF:BF ratio for your farm on your weekly lab report and on your monthly producer statement. **How does your SNF:BF ratio compare to the provincial base?**

Over the next few months SaskMilk will be providing producers with further information on SNF.

INHIBITOR TEST STATIONS

SaskMilk has established a number of inhibitor test stations around the province. Producers needing to check their bulk tanks for inhibitors can take a sample to the test station closest to their location.

Charm test strips are available to test for:

Beta-Lactams- the Charm 3 SL3 Beta Lactam test strip tests for amoxicillin, ampicillin, ceftiofur, cephapirin, cloxacillin, and penicillin G

Tetracyclines- the Charm Tetracycline test strip tests for chlortetracycline, oxytetracycline and tetracycline.

Sulfas- the Charm Sulfa test strip tests for sulfacetamide, sulfachlorpyridazine, sulfadiazine, sulfadimethoxine, sulfadoxine, sulfaethoxypyridazine, sulfamerazine, sulfamethazine, sulfamethizole, sulfamethoxazole, sulfamethoxypyridazine, sulfapyridine, sulfaquinoxaline, sulfathiazole, and sulfisoxazole.

Test stations are located at the following locations:

1. Swift Current, SK - Agrifoods truck bay - 675 Cheadle Street West
Office 306-773-1991 or Rodger Ruf 306-741-3261
2. Harris, SK - Cairns Farm – Wes Cairns 306-665-4807
3. Star City, SK - Star City Colony - Reuben Tschetter 306-921-9381
4. Grenfell, SK - Jim Ross 306-697-2232
5. Yorkton, SK - Ford Dairy Farms Inc. - Bud and Margaret Ford 306-782-7240
6. Saskatoon, SK – Agrifoods Truck Bay - east of the Saputo plant receiving bay
lead hand - Jim or Clint 306-664-0202 after hours: 306-668-8135

Charm tests strips and Charm testers are now available for purchase through SaskMilk. Agrifoods is now carrying SNAP test kits for tetracyclines as well as beta lactams.

For further information you can contact: Deb Haupstein 306-721-9486

Code of Practice

4.3 Disbudding and Dehorning (66)

Disbudding and dehorning are done for the safety of cattle and their caregivers.

Disbudding refers to removal of the horn bud prior to three weeks of age. Removal of the horn after this age is referred to as dehorning.

Disbudding is recommended over dehorning because it is less invasive. All calves should be disbudded to avoid injuries and behavioral problems associated with horns in later life. It is also important that the job of disbudding be done correctly to avoid the re-growth of horn in the future.

Pain control reduces animal discomfort during disbudding and dehorning. Local anesthetics can reduce the pain caused by the procedure, but do not provide adequate post-operative pain relief.

The most popular local anesthetic, lidocaine, is effective for two to three hours after administration. The use of analgesics in addition to a local anesthetic can minimize pain and stress in the hours that follow dehorning.

The use of a sedative can essentially eliminate calf response to the administration of the local anesthetic and the need for physical restraint during the administration of the local anesthetic and during disbudding/dehorning.

Thus a combination of sedative, local anesthetic and an anti-inflammatory reduces the response to pain during and after disbudding/dehorning. The above drugs are only available with a valid VCPR.

REQUIREMENTS

Pain control must be used when dehorning or disbudding.

Bleeding control must be used when dehorning.

RECOMMENDED BEST PRACTICES

- a. disbud calves before three weeks of age
- b. adequately restrain the calf
- c. use a method that is appropriate for the size of horn and/or age of animal
- d. ensure only trained persons carry out disbudding/dehorning procedures
- e. use a combination of sedatives, local anesthetics and analgesics
- f. isolate calves following the use of caustic paste (to avoid accidental caustic burns to other animals)



If You Can't Ship It - Test It!

BSE surveillance is still important and every animal tested makes a difference.

Support your cattle industry by having your 4-D (dead, diseased, dying or downer) cattle tested for BSE.

For more information, call the Canadian Food Inspection Agency at 1-877-727-5273.

WANTED

Holstein Bull Calves

Pick-up Service



Providing Weekly Pick-up

Call Triple H Agro Ltd.
204-377-4324 or 204-392-0521

Balgonie - Regina - Moose Jaw - Swift Current Area

WE'RE HIRING!

CanWest DHI is currently accepting applications for a permanent part-time technician in the Greater Regina area of Saskatchewan. The successful applicant will be responsible for the regular weighing and sampling of milk from cows in DHI herds, keeping records and statistical data, and promoting dairy herd improvement. Applicants should have a thorough knowledge of the Saskatchewan dairy industry along with excellent interpersonal skills. PC skills and a degree/diploma in agriculture will be considered a definite asset. This position could require the occasional heavy lifting of up to 65 lbs. If you possess the right qualifications for this position, please fax or email your resume to Larry Ouimet, Head of Human Resources at:

louimet@canwestdhi.com

Fax: (519) 824-1330

Only successful applicants will be contacted.



QUOTA LISTING or CLASSIFIED AD SERVICE

SaskMilk offers a free quota listing service as part of its Newsletter. Anyone wishing to sell or purchase quota and/or cows or miscellaneous dairy equipment is welcome to contact the SaskMilk office at (306) 949-6999. All prices and negotiations will be independent of SaskMilk.

Please note that ads will be posted in two issues and will then be removed unless SaskMilk is notified otherwise.

Quota Listing

- Looking to buy 2 daily Kilograms privately
Box Elder Colony – Danny (403) 502-9997

Classifieds

- **Wanted:** Headlocks 8 feet in length for 8-15 month old Heifers.
Call Robert (306) 383-7064
- Registered Heifers for Sale.
Jonathon Simmie (306) 774-9821
- **Registered Holstein Heifers for Sale.**
Heifers to calve starting May 10th.
Baxter Heifers due to Fever.
Spirt Heifer due to Winbrook.
Westman Dairy (204) 728-8698 or
(204) 573-6568 (cell)
- 6-8 Milking Cows for sale, from a bedding pack barn. Your choice on stage of lactation.
\$2,000 each. Jayden Cobb, (306) 331-7630
- Springing and Fresh Holstein Heifers for sale.
Supervised Tests and Registered.
Kathy Schaeffer (306) 762-2202

SASKMILK BOARD OF DIRECTORS

Blaine McLeod – Chair
(306) 756-2775
rb.mcleod@sasktel.net

Melvin Foth – Vice Chair
(306) 225-4678
fvl@sasktel.net

David Entz
(306) 741-0632
davidentz3662@gmail.com

Jack Ford
(306) 328-4700
jackford@sasktel.net

Brad Kornelius
(306) 239-4200
brad.crystal@yourlink.ca

Isaac Klassen
(306) 249-4435
isaac00@sasktel.net

Jim Ross
(306) 697-2232
jimleeholsteins@sasktel.net

Juliann Lindenbach
(306) 771-2776
robella@sasktel.net

Sheldon Peifer
(306) 862-9470
dspeifer@sasktel.net

For further information, please contact the SaskMilk office.
444 McLeod Street
Regina, Saskatchewan S4N 4Y1
Telephone: (306) 949-6999
Fax: (306) 949-2605
Website: www.saskmilk.ca
Email: info@saskmilk.ca