



---

## UPDATE

---

February 15, 2013

**MARK YOUR CALENDARS FOR THE FOLLOWING PRODUCER  
MEETING DATES:**

**Wednesday, April 10<sup>th</sup> – Swift Current**

**Thursday, April 11<sup>th</sup> – Warman**

**Friday, April 12<sup>th</sup> – Fort Qu'Appelle**

### **SASKMILK MILK QUALITY AWARDS 2012**

#### **LOWEST LOG AVERAGE SOMATIC CELL COUNT:**

- |   |             |
|---|-------------|
| 1. Downie Lake Church Colony, Maple Creek, SK | SCC 97,054  |
| 2. Main Centre Dairy Farm #2, Herbert, SK     | SCC 102,212 |
| 3. Dierker Enterprises Ltd., Mistatim, SK     | SCC 105,699 |

#### **LOWEST LOG AVERAGE INDIVIDUAL BACTERIA COUNT:**

- |  |           |
|--|-----------|
| 1. Hutterian Brethren of Cypress Colony, Maple Creek, SK | IBC 5,717 |
| 2. Fox Valley Farming Co. Ltd., Fox Valley, SK           | IBC 5,950 |
| 3. Kessel Family Farm, Balgonie, SK                      | IBC 6,414 |

#### **LOWEST COMBINED INDIVIDUAL BACTERIA AND SOMATIC CELL COUNT (3/4 IBC ¼ SCC):**

- |  |
|--|
| 1. Fox Valley Farming Co. Ltd, Fox Valley, SK            |
| 2. Kessel Family Farm, Balgonie, SK                      |
| 3. Hutterian Brethren of Cypress Colony, Maple Creek, SK |

### **2012 Herd Management Award**

CanWest DHI announced the winners of the Herd Management Score award for 2012 on February 6, 2013.

The DHI Herd Management Score allocates points for performance in 6 different management areas and is an excellent barometer of overall herd performance. It is a great tool for monitoring progress from year to year and also allows herds to benchmark themselves against others.

The following producers from Saskatchewan had the top 3 Scores of the CanWest DHI area for 2012. These herds have achieved superior performance across all aspects of herd management.

**Prairie Diamond Farm**  
**Fox Valley Farming Co. Ltd.**  
**University of Saskatchewan**

**Harley Strudwick**  
**Jake Entz**  
**Marlene Fehr**

**Balgonie**  
**Fox Valley**  
**Saskatoon**

## QUOTA EXCHANGE

The market-clearing price established for the February 2013 Quota Exchange was **\$31,500.00**.

The next Quota Exchange will be held on **March 15, 2013**. All offers to sell and bids to purchase quota through the Quota Exchange must be received at the SaskMilk office by midnight, **March 6, 2013**.

SaskMilk recommends that offers and bids be submitted well in advance of the deadline date to ensure adequate time for corrections, if necessary.

When making bids on the Quota Exchange, the price on offers to sell quota is the minimum price that the producer is prepared to accept for that quota. Only if the market-clearing price is equal to or greater than the producer's minimum price will that producer qualify for participation in the Exchange. Conversely, the price on offers to purchase quota is the maximum price that the producer is prepared to pay for that quota. Only if the market-clearing price is equal to or less than the producer's maximum price will that producer qualify for participation in the Exchange. The clearing price is set at the price where the smallest difference exists between the accumulated volume offered for sale and the accumulated volume bid to purchase.

The results of the Quota Exchange are outlined in the following Table.

### FEBRUARY 2013 QUOTA EXCHANGE RESULTS SUMMARY

<b>Market Clearing Price per kilogram of butterfat</b>	<b>\$ 31,500.00</b>
<b>Daily Kilograms offered to Purchase</b>	<b>124.64</b>
<b>Kilograms offered to Sell</b>	<b>27.70</b>
<b>Kilograms sold</b>	<b>7.70</b>
<b>Number of Producers</b>	
<b>- offered to purchase</b>	<b>14</b>
<b>- purchased quota</b>	<b>1</b>
<b>- offered to sell</b>	<b>4</b>
<b>- sold quota</b>	<b>3</b>

### FEBRUARY 2013 QUOTA EXCHANGE CLEARING PRICE RESULTS

Price (\$/daily kg b.f.)	No. of Sellers	Cumulative Sellers	Daily Kgs b.f. offered for sale	Cumulative sales	Cumulative Sales less Cumulative purchases	Cumulative purchases	Daily Kgs b.f. offered to purchase	Cumulative Buyers	No. of buyers
\$26,550.00	1	1	0.20	0.20	-124.44	124.64	0.00	14	0
\$29,000.00	0	1	0.00	0.20	-124.44	124.64	21.00	14	1
\$29,500.00	1	2	4.50	4.70	-98.94	103.64	27.00	13	3
\$30,000.00	1	3	3.00	7.70	-68.94	76.64	12.00	10	2
\$30,005.00	0	3	0.00	7.70	-56.94	64.64	4.00	8	1
\$30,016.00	0	3	0.00	7.70	-52.94	60.64	4.14	7	1
\$30,500.00	0	3	0.00	7.70	-48.80	56.50	10.00	6	1
\$31,000.00	0	3	0.00	7.70	-38.80	46.50	26.50	5	3
\$31,050.00	0	3	0.00	7.70	-12.30	20.00	10.00	2	1
<b>\$31,500.00</b>	<b>0</b>	<b>3</b>	<b>0.00</b>	<b>7.70</b>	<b>-2.30</b>	<b>10.0</b>	<b>10.0</b>	<b>1</b>	<b>1</b>
\$32,000.00	1	4	20.00	27.70	27.70	0.00	0.00	0	0

**\* Please contact Bev Solie at 306-949-6999 for inquiries dealing with quota management sheets, the Quota Exchange, for transfer credits, or with any other quota transactions.**

## TRANSFER CREDIT SUMMARY REPORT

<b>MONTH</b>	<b># OF PRODUCERS TRANSFER IN</b>	<b># OF PRODUCERS TRANSFER OUT</b>	<b>TOTAL KGS BUTTERFAT</b>
January, 2012	18	16	22,543
February	18	16	13,595
March	16	16	8,585
April	30	18	27,232
May	13	12	12,700
June	11	12	9,467
July	7	7	6,610
August	8	9	7,748
September	17	15	16,499
October	22	16	17,681
November	25	22	21,887
December	27	23	29,882
January 2013	14	17	13,158

## OVER QUOTA (OVER 5 DAYS) REPORT BY MONTH

<b>MONTH</b>	<b># OF PRODUCERS</b>	<b>KGS BUTTERFAT</b>
January, 2012	10	2,606
February	11	4,724
March	11	3,154
April	27	9,368
May	22	3,358
June	9	1,120
July	5	441
August	4	403
September	7	367
October	8	1,035
November	13	2,403
December	15	2,847
January 2013	19	4,848

## SUMMARY REPORT OF CREDITS January, 2013 – 168 PRODUCERS

DAYS	# OF PRODUCERS	POSITIVE CREDITS ACCUMULATED (KGS OF BUTTERFAT)
+ 5	19	8,482
0 to + 5	32	9,733
TOTAL	51	18,215
DAYS	# OF PRODUCERS	NEGATIVE CREDITS ACCUMULATED (KGS OF BUTTERFAT)
-15	10	-13,121
-10 to -15	24	-39,561
-5 to -10	42	-61,502
0 to -5	41	-20,550
TOTAL	117	-134,735

## LOST OPPORTUNITY REPORT

MONTH	# OF PRODUCERS	LOST OPPORTUNITY (KGS OF BUTTERFAT)
January, 2012	6	1,106
February	4	1,487
March	8	3,854
April	13	9,776
May	10	5,501
June	11	6,523
July	16	9,952
August	22	13,704
September	24	15,137
October	20	12,061
November	13	7,449
December	13	6,389
January 2013	10	4,550

## WEIGHTED AVERAGE COMPONENT TESTS & PRICES January, 2013

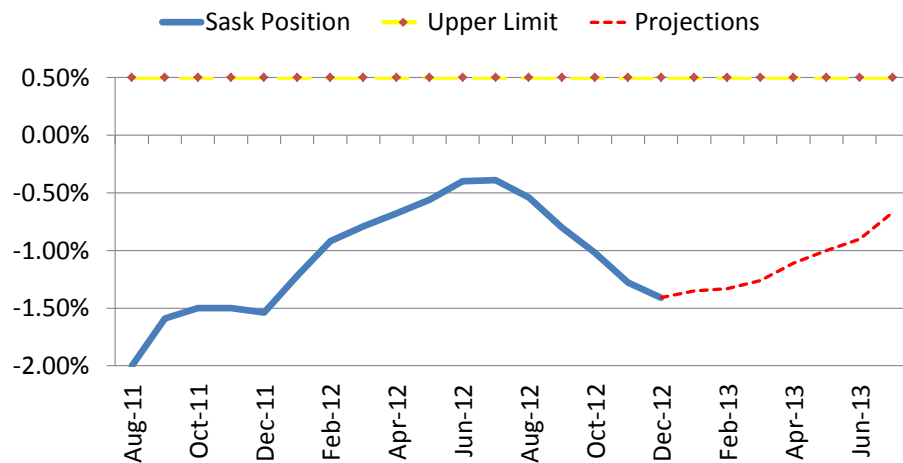
Components	Average Test	Price per kilogram Class 1 to 5
Butterfat	3.9552	11.341729
Protein	3.4089	8.341720
Other Solids	5.6916	1.249033

Based on the average component tests for the province, the average price received was **\$80.4034** per hectolitre. **The average butterfat price received per kilogram was \$20.20.**

## SASKATCHEWAN MILK POOL RESULTS January 2013

Milk Sale Revenue	\$ 15,270,035.31
Western Milk Pool	\$ 724,605.49
Plant of Last Resort Service	\$ <u>(55,660.55)</u>
<b>Total Pool Value</b>	<b>\$ 15,938.980.25</b>

### SK Milk Production



In January, Saskatchewan had a monthly CDC allocation of **767,300 kilograms** of butterfat. In the month of January, Saskatchewan production was **21,251** of butterfat **over** and cumulatively **under** by **-100,685 kilograms** of butterfat. On a percentage basis, Saskatchewan is **-1.12%** within our CDC allocation flexibility limits based on the Continuous Quota model. The -1.50% lower flexibility limit is in effect.

	(1) Monthly Total Production  Kgs bf	(2) Total Monthly CDC Quota Allocation  Kgs bf	(3) Monthly Over or (Under) Production  Kgs bf  col. 1 – 2 = 3	(4) Lower Flexibility Limit (1.5%)  Kgs bf  col. 9 * -1.5%	(5) Upper Flexibility Limit 1.0%  Kgs bf  col. 9 * 1.0%	(6) Cumulative Over or (Under) Production with limits  Kgs bf	(7) Cumulative Over or (Under) Production with limits in - %  col. 6 / 9	(8) Over Quota or (Lost Production Opportunity)  Kgs bf	(9) Rolling 12 Month Total Quota  Kgs bf
<b>Jan-12</b>	800,269	771,312	28,987	(134,755)	44,918	<b>(109,363)</b>	<b>-1.22%</b>	0	8,983,638
<b>Feb-12</b>	752,035	725,489	26,546	(135,400)	45,133	<b>(82,817)</b>	<b>-0.92%</b>	0	9,026,671
<b>Mar-12</b>	781,420	769,585	11,835	(135,588)	45,196	<b>(70,982)</b>	<b>-0.79%</b>	0	9,039,176
<b>Apr-12</b>	744,524	735,251	9,273	(135,553)	45,184	<b>(61,708)</b>	<b>-0.68%</b>	0	9,036,834
<b>May-12</b>	765,359	754,299	11,060	(135,605)	45,202	<b>(50,772)</b>	<b>-0.56%</b>	0	9,040,303
<b>June-12</b>	737,921	723,028	14,893	(135,565)	45,188	<b>(35,917)</b>	<b>-0.40%</b>	0	9,037,685
<b>July-12</b>	723,166	721,246	1,920	(135,331)	45,110	<b>(33,997)</b>	<b>-0.38%</b>	0	9,022,051
<b>Aug-12</b>	721,786	735,300	(13,514)	(135,181)	45,060	<b>(47,511)</b>	<b>-0.53%</b>	0	9,012,093
<b>Sept-12</b>	710,635	733,804	(23,169)	(135,045)	45,015	<b>(72,158)</b>	<b>-0.80%</b>	0	9,002,999
<b>Oct-12</b>	756,961	776,372	(19,411)	(135,079)	45,026	<b>(91,611)</b>	<b>-1.02%</b>	0	9,005,253
<b>Nov-12</b>	739,624	763,489	(23,866)	(135,022)	45,007	<b>(115,477)</b>	<b>-1.28%</b>	0	9,001,456
<b>Dec-12</b>	775,085	787,512	(12,427)	(134,977)	44,992	<b>(126,691)</b>	<b>-1.41%</b>	0	8,998,476
<b>Jan-13</b>	788,550	767,300	21,251	(134,846)	44,949	<b>(100,685)</b>	<b>-1.12%</b>	0	8,989,708

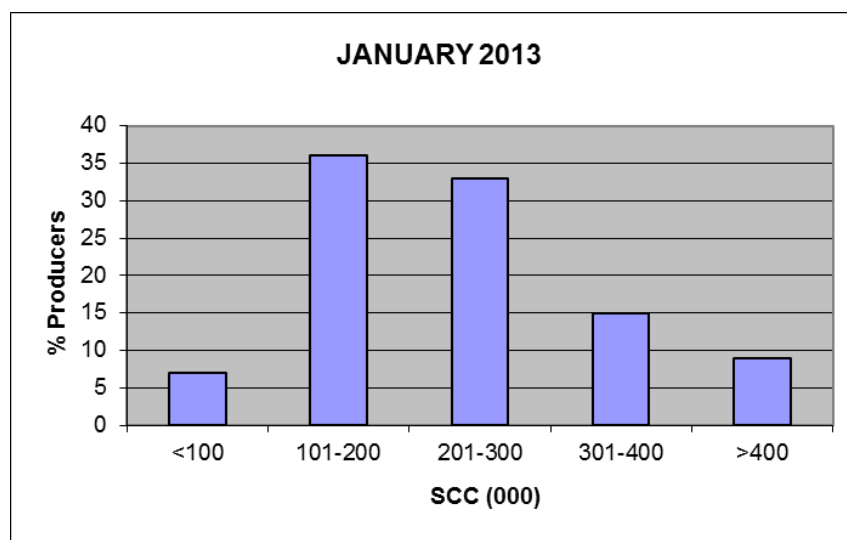
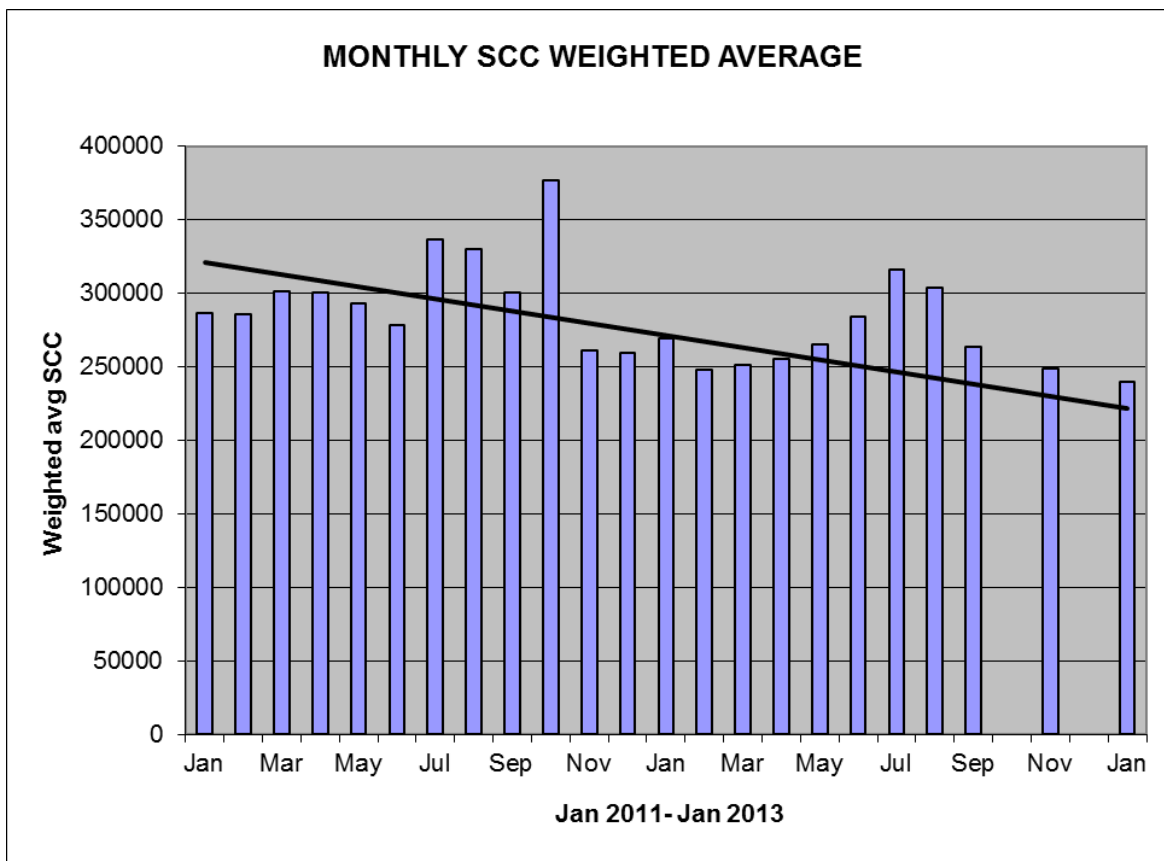
- (1) Monthly Production in Saskatchewan
- (2) Total Monthly Quota = Class 1 sales + Monthly MSQ + Carry Forward
- (3) Difference between the monthly production (1) and the total monthly quota (2)
- (4) The Lower Flexibility Limit is -1.5% of Rolling 12 Month Total Quota (9)
- (5) The Upper Flexibility Limit is 1.0% of Rolling 12 Month Total Quota (9)
- (6) Previous Month Cumulative Over or (Under) Production + Current Monthly Over or (Under) Production (capped at lower or upper limit if applicable)
- (7) Equal to Column (6) expressed as a percentage basis within the flexibility limits
- (8) Over Quota or (Lost production opportunity) outside of flexibility limits
- (9) Total Monthly CDC Quota Allocation for the previous 12 months

## SCC LIMIT NOW 400,000

Effective January 1, 2013, the SCC limit has changed to 400,000. Penalties and violations will be applied based on the new limit.

The following graphs provide producers with an overview of the Provincial Somatic Cell Count weighted average on a monthly basis as well as a breakdown of the % of producers in each SCC level for the month of January 2013.

If you have any questions or comments you can contact: Deb Haupstein at 306-721-9486.



## What is SNF:Bfat Ratio?

SNF = Solids Not Fat

Solids= protein plus other solids (OS)      OS= lactose plus minerals

SNF:Bfat Ratio measures the kilograms of SNF produced to every kilogram of Bfat produced.

In 2006 the CMSMC set SNF to Bfat Ratios for all provinces to reduce structural surplus in Canada. Surplus skim milk powder is the “structural surplus” that occurs when farmers meet their quotas for dairy fat production and brings excess protein and other solids along with it.

Saskatchewan’s base SNF:BF ratio was set at 2.4416 effective August 2006.

You can find the SNF:BF ratio for your farm on your weekly lab report and on your monthly producer statement. **How does your SNF:BF ratio compare to the provincial base?**

Over the next few months SaskMilk will be providing producers with further information on SNF.

## INHIBITOR TEST STATIONS

SaskMilk has established a number of inhibitor test stations around the province. Producers needing to check their bulk tanks for inhibitors can take a sample to the test station closest to their location.

Charm test strips are available to test for:

**Beta-Lactams**- the Charm 3 SL3 Beta Lactam test strip tests for amoxicillin, ampicillin, ceftiofur, cephalixin, cloxacillin, and penicillin G

**Tetracyclines**- the Charm Tetracycline test strip tests for chlortetracycline, oxytetracycline and tetracycline.

**Sulfas**- the Charm Sulfa test strip tests for sulfacetamide, sulfachlorpyridazine, sulfadiazine, sulfadimethoxine, sulfadoxine, sulfaethoxypyridazine, sulfamerazine, sulfamethazine, sulfamethizole, sulfamethoxazole, sulfamethoxypyridazine, sulfapyridine, sulfaquinoxaline, sulfathiazole, and sulfisoxazole.

Test stations are located at the following locations:

1. Swift Current, SK - Agrifoods truck bay - 675 Cheadle Street West  
Office 306-773-1991 or Rodger Ruf 306-741-3261
2. Harris, SK - Cairns Farm – Wes Cairns 306-665-4807
3. Star City, SK - Star City Colony - Reuben Tschetter 306-921-9381
4. Grenfell, SK - Jim Ross 306-697-2232
5. Yorkton, SK - Ford Dairy Farms Inc. - Bud and Margaret Ford 306-782-7240
6. Saskatoon, SK – Agrifoods Truck Bay - east of the Saputo plant receiving bay  
lead hand - Jim or Clint 306-664-0202 after hours: 306-668-8135

Charm tests strips and Charm testers are now available for purchase through SaskMilk. Agrifoods is now carrying SNAP test kits for tetracyclines as well as beta lactams.

For further information you can contact: Deb Haupstein 306-721-9486

## Code of Practice

### 3.9 Sick, Injured, and Cull Animals

The comfort and humane treatment of sick, injured or cull animals are priorities. An effective Herd Health Management Program (see Section 3.4) will identify sick or injured animals early and enable the development of protocols for the treatment or timely culling (fattening for slaughter, immediate slaughter or euthanasia) of those animals. Of special concern are downers (non-ambulatory animals) or severely debilitated animals. Prompt decision-making and action are vital to ensure the welfare of special needs animals.

Animal owners, veterinarians and laboratories are required to immediately report the presence of an animal that is infected or suspected of being infected with a reportable disease to a CFIA District Veterinarian. Control or eradication measures will be applied immediately. Reportable diseases are listed in the Health of Animals Act and Regulations (<http://laws.justice.gc.ca/en/showtdm/cs/H-3.3>) and are usually of significant importance to human or animal health or to the Canadian economy. Anthrax, Bovine Spongiform Encephalopathy and Rabies are examples of reportable diseases applicable to cattle.

## REQUIREMENTS

*Cattle that are sick, injured, in pain or suffering must be provided prompt medical care or be euthanized.*

*Cattle with untreatable conditions, not responding to treatment, or not fit for transport must be promptly euthanized. Appropriate authorities must be advised of any suspect or confirmed cases of reportable disease.*

*If animals are culled, drug withdrawal times must be observed.*

*Apparatus to lift and support recumbent animals must be used with care and according to manufacturer's specifications. Animals must be able to breathe freely and not suffer unnecessary discomfort.*

## RECOMMENDED BEST PRACTICES

- a. have sheltered, segregated and well-bedded sick pens for cattle that are sick, injured or recovering from surgery
- b. monitor sick, injured or recovering animals at least twice daily
- c. consult with the herd veterinarian regarding treatment
- d. identify decision trigger points for culling including:
  - when to stop treating an animal if it is not responding
  - the point past which, if an animal is not meeting target requirements (e.g., milk production), it is to be culled.

# DAIRY FARMERS OF CANADA

## DAIRY FARM SUSTAINABILITY AWARD

### ELIGIBILITY:

To be eligible for this Award, an individual must:

- be a dairy farmer with quota holdings in Canada, and
- have a dairy operation with an up-to-date Environmental Farm Plan developed in accordance with applicable provincial programs.



THE DEADLINE FOR SUBMISSIONS IS FRIDAY  
MARCH 1, 2013.

*Nourishing a Sustainable Dairy Industry*

### Selection Criteria

1. Environmental Sustainability
2. Financial Viability
3. Social Impacts
4. Reproducibility

### HOW TO SUBMIT NOMINATIONS:

An individual may nominate him/herself or be nominated by a third party.

The nomination form must be accompanied by **two** letters of recommendation. Submission of photographs, maps or other documents to support the nomination is strongly encouraged. Please note that the nomination form and accompanying documents **will not** be returned. For additional information regarding the form or the award email [Diane.Richer@dfc-plc.ca](mailto:Diane.Richer@dfc-plc.ca)

More information can be found at:

<http://www.dairyfarmers.ca/what-we-do/programs/environment-and-sustainable-development/dairy-farm-sustainability-award/selection-criteria-general-rules>



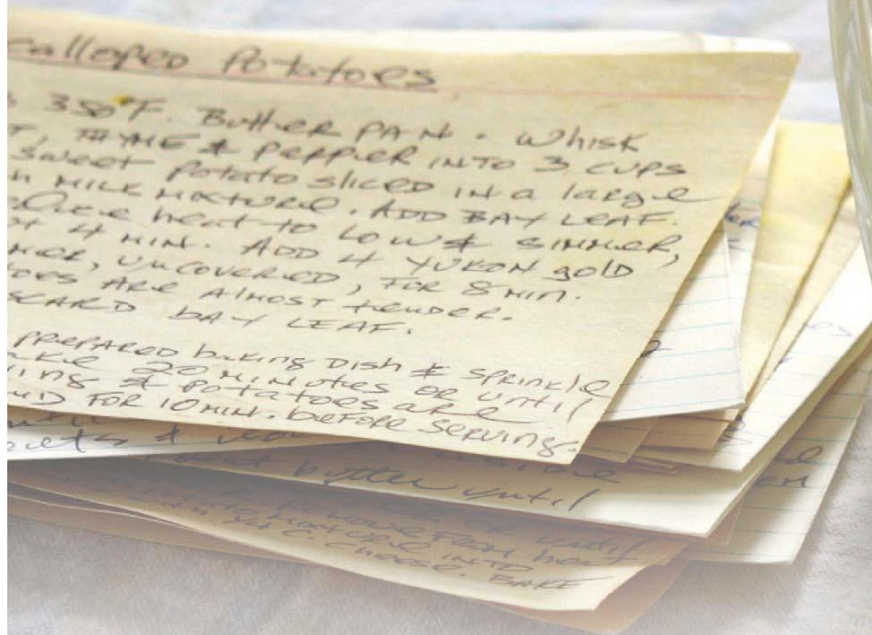
**If You Can't Ship It - Test It!**

**BSE surveillance is still important and every animal tested makes a difference.**

**Support your cattle industry by having your 4-D (dead, diseased, dying or downer) cattle tested for BSE.**

**For more information, call the Canadian Food Inspection Agency at 1-877-727-5273.**

## IT'S YOUR MILK - NOW IT'S YOUR RECIPES TOO



*Send us your favourite family recipe and it  
could be featured in the 2014 Milk Calendar!*

As a dairy farmer, you would want to encourage people to cook with milk more than anyone. Here's your chance to share your favourite original recipe with the rest of Canada. It can be anything you like, as long as it uses at least 1/2 a cup of Milk, is easy to prepare and takes no more than 45 minutes from start to finish. Submit your recipe before March 15, 2013 and include your name, address, farm

name and phone number. The first 50 entries will receive a Proud Supporter - 100% Canadian Milk flag. And should your recipe be selected\*, you'll be acknowledged in the Milk Calendar.

Send us your recipe today! Email it to [dairyfarmers.recipes@dfc-plc.ca](mailto:dairyfarmers.recipes@dfc-plc.ca) Or fax it to 1-855-505-4737

Attn: Dairy Farmers' Recipes

*The 2014 Milk Calendar.  
All thanks to you.*

\*13 recipes will be selected and may be adjusted to fit Health Canada's Nutritional Value Guidelines



## QUOTA LISTING SERVICE

SaskMilk offers a free quota listing service as part of its Newsletter. Anyone wishing to sell or purchase quota and/or cows or miscellaneous dairy equipment is welcome to contact the SaskMilk office at (306) 949-6999. All prices and negotiations will be independent of SaskMilk.

**Please note that ads will be posted in two issues and will then be removed unless SaskMilk is notified otherwise.**

- 18 Heifers for Sale – between 6 months to Springers. Phone (306) 220-4781 Willie (Cell).
- Quota for Sale. (306) 862-7140.
- For Sale: Cows and Quota  
Approximately 33.5 kgs of quota.  
Call: Murray and Maureen Werner  
306-792-4550.
- We are looking for someone to take care of our 12 cow dairy while we are away from April 2-9, 2013. Our farm is approx. 15 minutes north of Saskatoon. House available.  
Bas or Martha. ph 1-306-242-8949  
[basandmartha@xplornet.ca](mailto:basandmartha@xplornet.ca)

## SASKMILK BOARD OF DIRECTORS

Blaine McLeod – Chair  
(306) 756-2775  
[rb.mcleod@sasktel.net](mailto:rb.mcleod@sasktel.net)

Melvin Foth – Vice Chair  
(306) 225-4678  
[fvl@sasktel.net](mailto:fvl@sasktel.net)

David Entz  
(306) 741-0632  
[davidentz3662@gmail.com](mailto:davidentz3662@gmail.com)

Jack Ford  
(306) 328-4700  
[jackford@sasktel.net](mailto:jackford@sasktel.net)

Brad Kornelius  
(306) 239-4200  
[brad.crystal@yourlink.ca](mailto:brad.crystal@yourlink.ca)

Isaac Klassen  
(306) 249-4435  
[isaac00@sasktel.net](mailto:isaac00@sasktel.net)

Jim Ross  
(306) 697-2232  
[jimleeholsteins@sasktel.net](mailto:jimleeholsteins@sasktel.net)

Juliann Lindenbach  
(306) 771-2776  
[robella@sasktel.net](mailto:robella@sasktel.net)

Sheldon Peifer  
(306) 862-9470  
[dspeifer@sasktel.net](mailto:dspeifer@sasktel.net)

For further information, please contact the SaskMilk office.  
444 McLeod Street  
Regina, Saskatchewan S4N 4Y1  
Telephone: (306) 949-6999  
Fax: (306) 949-2605  
Website: [www.saskmilk.ca](http://www.saskmilk.ca)  
Email: [info@saskmilk.ca](mailto:info@saskmilk.ca)